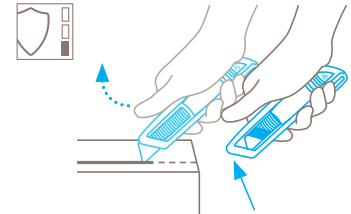


TECHNICAL DATA SHEET

SECUNORM 500 NO. 50000210

Safety technology



Automatic blade retraction – a high degree of safety

The automatic blade retraction of the SECUNORM 500 guarantees a high degree of safety from cut injuries. As soon as you have started to cut, take your thumb off the slider. Then the blade will retract into the handle immediately after leaving the material being cut.



ROBUST SAFETY KNIFE WITH AUTOMATIC BLADE RETRACTION DESIGNED FOR ALL NORMAL CUTTING JOBS.

Order No. 50000210.02

The safety knife. With rounded-tip trapezoid blade and 9 mm cutting depth.

Over 40 years ago the SECUNORM PROFI set standards in safety, robustness and ergonomics. Its successor goes several steps further. For example, the new aluminium handle significantly improves handling and makes cutting easier, the new slider can be operated from both sides and the blade change has been made so much simpler. Together these improvements combine with the proven automatic blade retraction to increase protection from cutting injuries.

To protect your products

With the shortened blade, you avoid contact with your products. This means you can work without having to constantly check the cutting depth. The handle narrows at the tip so that the cutting point is always in view.

Ergonomic handle

The good "Ergonomics" can be felt all over the SECUNORM 500, for example in the newly shaped handle which fits

comfortably into the hand. Or in details such as the nicely rounded knife end or the non-slip soft-grip on the slider.

Abrasion resistant

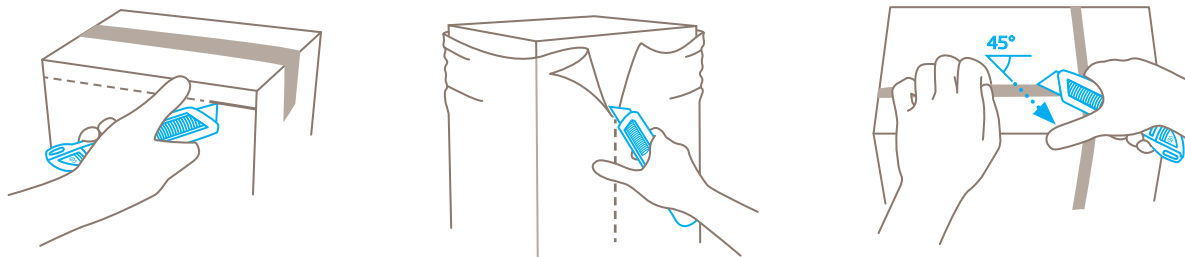
The robust aluminium handle is designed for the most demanding and frequent cutting tasks. Like its popular predecessor, it is a tough all-rounder capable of taking on any cutting challenge.

Double-sided slider

With the predecessor, the SECUNORM PROFI, there were both left and right handed models. With the modern successor, anyone can cut effectively – with the ability to change hands when the task requires it.

Tool-less blade change

Blade changing without tools. The SECUNORM 500 comes with an intuitively operated blade change button. Press once to remove the blade carrier with its securely held blade.



PRODUCT FEATURES


Technical features

High safety	Safer blade change (with magnet)	Very abrasion resistant	Very ergonomic
2-times usable blade	Cutting depth	Soft-grip	For right and left hander
Lanyard hole	Rounded tip trapezoid blade		

Main cutting materials

Cardboard: up to 2-ply	Wrapping, stretch, and shrink foil	Plastic strapping band	Tape
Bagged goods	Layers of foil or paper	Yarn, cord	Textile, material

Installed blade



NO. 65232
0.63 mm, rounded blade tips, deep-edged

Optional blade



NO. 5232
0.63 mm, deep-edged



NO. 5634
0.63 mm, rounded blade tips



NO. 56
0.63 mm



NO. 610
0.63 mm, stainless



NO. 52
0.63 mm



NO. 852
0.63 mm, stainless, TiN coated



NO. 85232
0.63 mm, deep-edged, TiN coated



NO. 85233
0.63 mm, 1-sided ground-edge, TiN coated

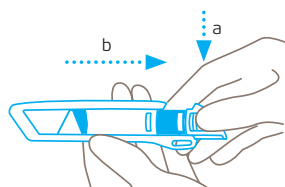


NO. 5233
0.63 mm, 1-sided ground-edge

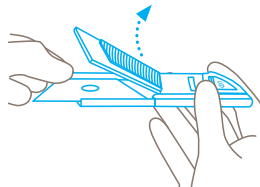


NO. 8852
0.63 mm, TiN coated

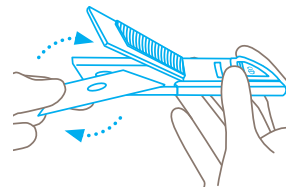
BLADE CHANGE



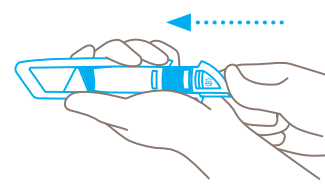
Press the blade change button and remove the plastic insert from the rear of the handle.



Hold the **blunt** side of the blade and use it to lift the blade cover upwards. The cover remains in the open position.



Reverse or replace the blade. Make sure you place the blade **exactly** on the locating lobe.



Close the blade cover and push the plastic insert back into the handle until the blade change button **audibly** clicks.

SERVICES OFFERED



Safety poster



Training video



Technical data sheet



Consulting service

PRODUCT AND PACKAGING DETAILS

Order No.	NO. 50000210.02	Packaging unit	1 in single unit box
Knife size (L x W x H)	143 x 16 x 36 mm	Size Single unit box	154 x 22 x 38 mm
Weight knife	72.5 g	Weight single unit box	86.0 g
Basic material	Aluminium	EAN Code single unit box	4002632800825
Cutting depth	9 mm	Quantity in outer pack	10 knives
		Size outer pack	115 x 80 x 160 mm
		Weight outer pack	907.0 g
		EAN Code outer pack	4002632850820
		Customs tariff number	82119300

SAFETY CERTIFICATE

Date of issue	08.05.2018
Certification	GS certificate NO. 603574-6653-55094-2018/2

Certificates and awards



SECURITY ADVICE

To ensure that you use your new MARTOR knife safely and most effectively, please read and note the following user-instructions. Please keep the written guide in a safe place so that you can access it at any time.

1. General application instructions: Please always use the product carefully for manual cutting work only and not for any purposes other than those that are intended. Please take the correct handling and the proper use of the knives into account in this regard. As an additional safety measure, we recommend the wearing of safe gloves.

2. Special application instructions to avoid the danger of injuries: Only use knives that are in perfect condition and have sharp, clean and undamaged MARTOR blades. Employ the utmost care when handling the knives. Prior to use, familiarise yourself with the safety features and their functioning. Ensure that these safety features are not impaired by the type of material to be cut. **CAUTION:** The blade is sharp and can result in serious and deep cuts. Therefore, never reach into the blade! Do not place your free hand in the line of cutting and never cut directly towards you.

3. Replacement of spare parts: Replace any blades that become dull at the right time! Use only the replacement blades from MARTOR for this purpose. Dispose of old blades in a

proper fashion. They should not be placed in a waste paper bin, as this poses a considerable danger of injuries. Never perform any repairs yourself. If the knife shows signs of aging or any other wear, e.g. which impair safety features, blade changing or usage, the knife must be taken out of service and replaced. Do not modify this product in any way. Modifications of any kind may impair product safety. **CAUTION:** The risk of injury caused by manipulation of this product is extremely high.

4. Non-use of the knife: Always secure the blade in such a way (depending on product type) that injuries due to cuts are excluded. Store the knife in a secure place.

5. Care instructions: To guarantee a long service life, always keep the knife clean and do not expose it to unnecessary soiling and humidity.

CAUTION: No liability will be assumed for consequential losses. Subject to technical changes and errors! This knife does not belong in the hands of children!